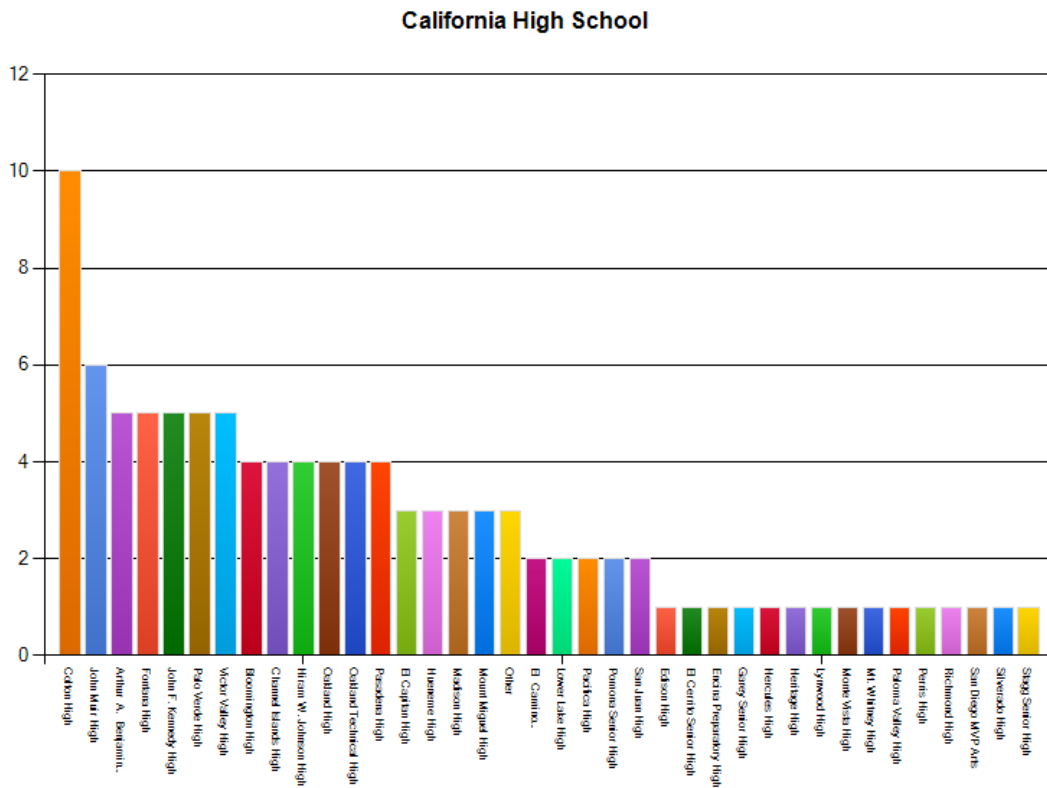


Data Use and Action Planning (DUAP) Satisfaction Survey

Requests for response were sent to 405 unique email addresses from approximately 40 unique comprehensive California high schools. 106 responses were collected, for a 26.2% response rate. Exhibit 1 outlines response rates per California High School.

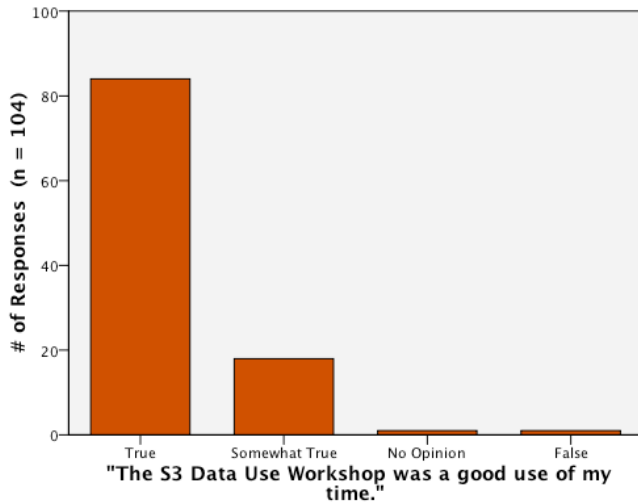
Exhibit 1. Response rates per California high school



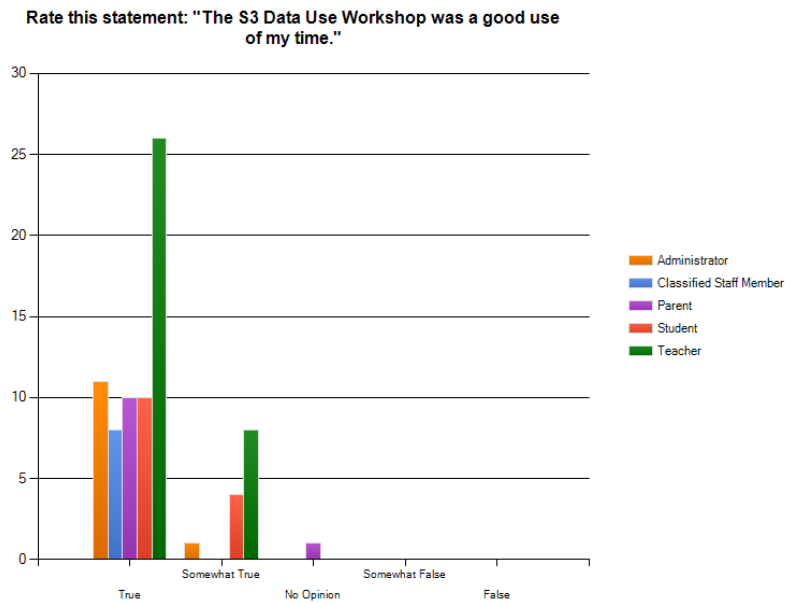
Respondents were asked to self-identify their “participant group”; multiple responses were allowed for individuals who were members of two or more groups (e.g. teacher and parent). The sample consists of: 12 Administrators, 29 Certificated Staff Members, 8 Classified Staff Members, 11 Parents, 1 School Resource Officer, 14 Students, 34 Teachers, and 15 individuals who marked “Other.” Those who responded as “Other” clarified their roles; their responses included: counseling intern, school counselor, grant coordinator, district support, college advisor, community/IHE member, health services coordinator, school social worker, member of community agency, athletic director, grant writer, and activities director.

Respondents were asked three questions on a Likert-type scale with five response options [True (5); Somewhat True (4); No opinion (3); Somewhat False (2); and False (1)].

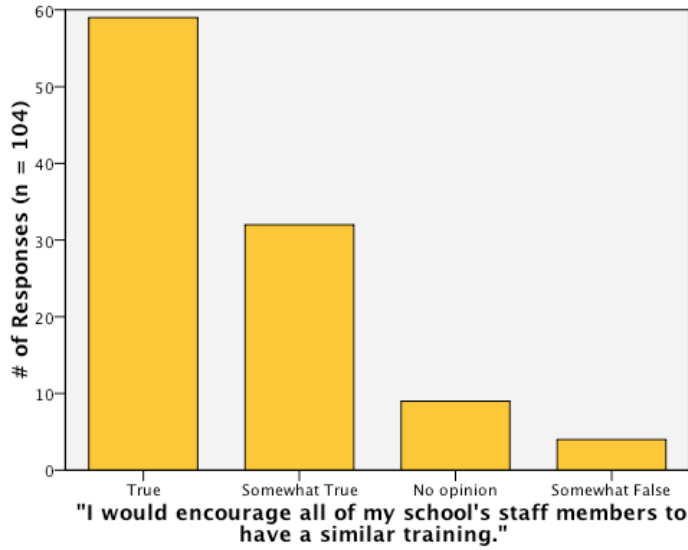
Question 1: Rate this statement: *The S3 Data Use Workshop was a good use of my time.*



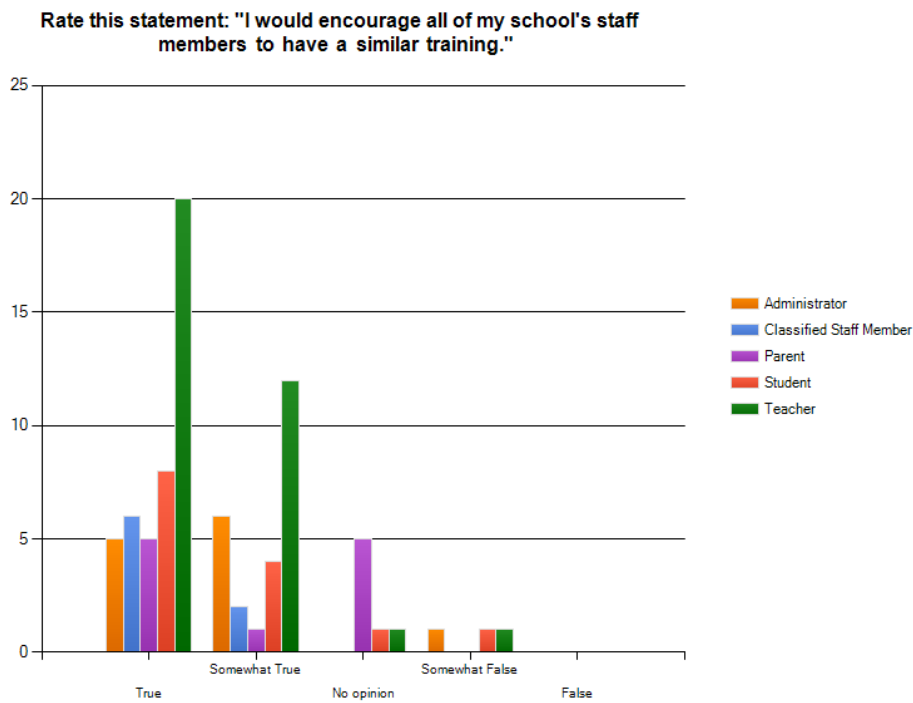
The number of responses on this item by respondent group is as follows:



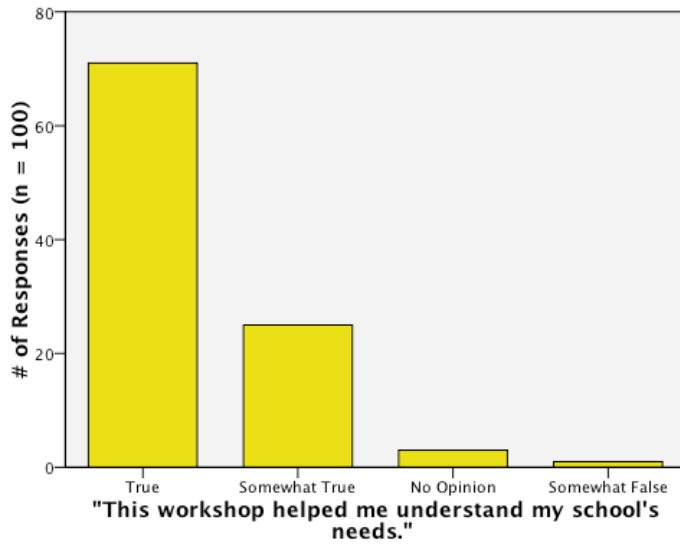
Question 2: Rate this statement: *I would encourage all of my school's staff members to have a similar training.*



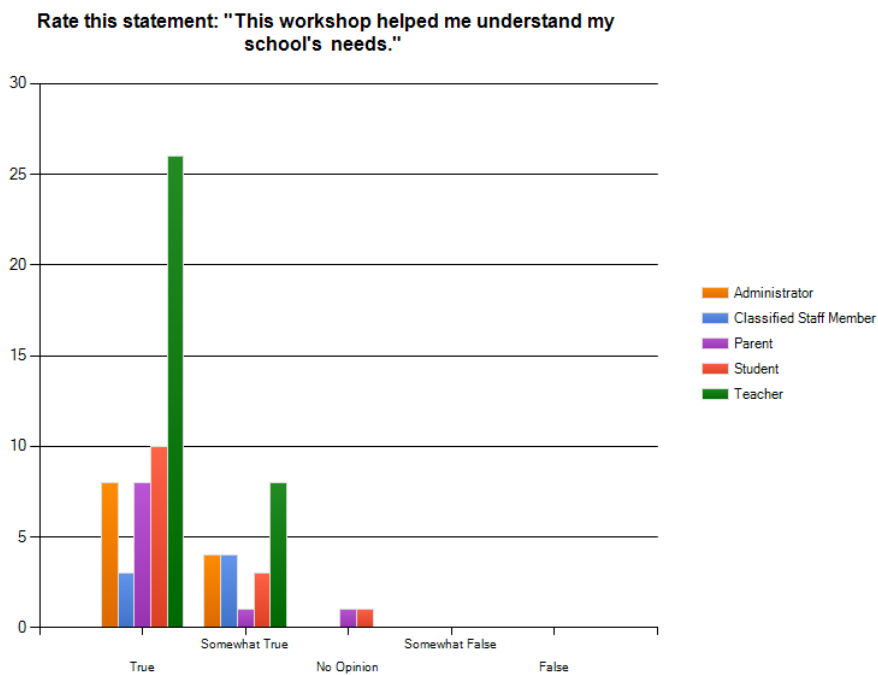
The number of responses on this item by respondent group is as follows:



Question 3: Rate this statement: *This workshop helped me understand my school's needs.*

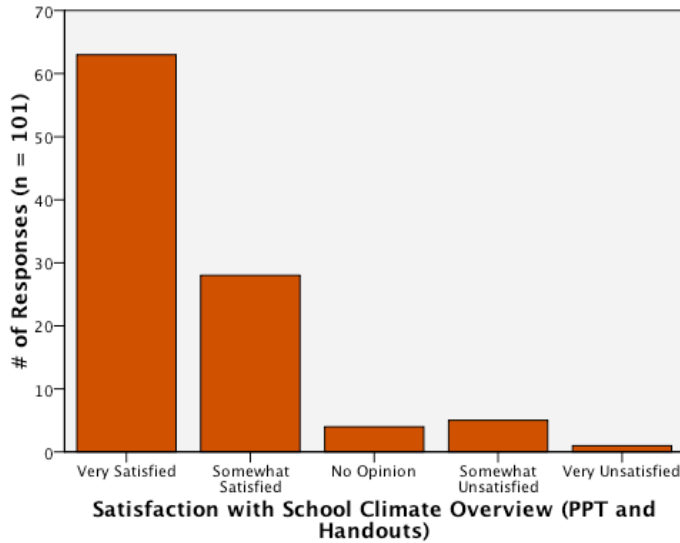


The number of responses on this item by respondent group is as follows:

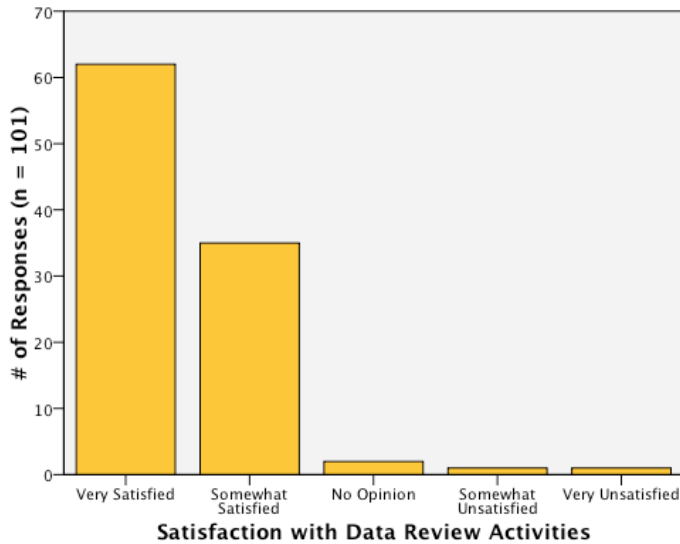


Respondents were then asked a second group of three questions on a Likert-type scale with five response options [Very Satisfied (5); Somewhat Satisfied(4); No opinion (3); Somewhat unsatisfied (2); and Unsatisfied (1)].

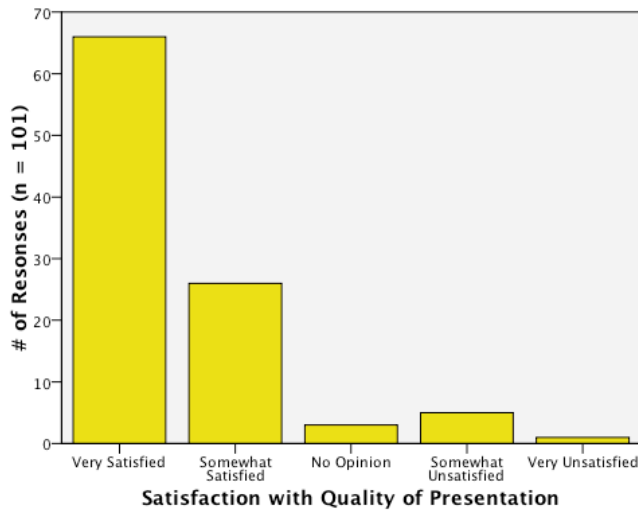
Question 4(a): Please describe your satisfaction with the following aspects of the S3 Data Use Workshop: *School Climate Overview (PPT and Handouts)*



Question 4(b): Please describe your satisfaction with the following aspects of the S3 Data Use Workshop: *Data Review Activities*



Question 4(c): Please describe your satisfaction with the following aspects of the S3 Data Use Workshop: Quality of Presentation



Question 5: Finally, respondents were given the option to leave additional comments. By respondent group, their comments are as follows¹:

Administrator

- [TA Provider] is a very good facilitator -- does well with adult learning.

Teacher

- An agenda of the presentation and guided practice on the data can be implemented and useful
- Some of the data results were NOT what I expected them to be, so it was enlightening to find the facts out about the students, school, and staff!
- [TA Provider] did a great job of working with our team to begin the process of improving the climate of [school name].
- The presenters were very helpful
- Excellent presenter!
- It was a lot of data to digest in a short period of time

¹ Comments edited to retain confidentiality. No edits made to grammar, spelling, or other errors.

- [TA Provider] was a wonderful facilitator. He was knowledgeable, organized, understanding, and efficient.
- I feel like we should have had more discussion time to assess the problems and cultures of our school.

Parent

- Very informative and interesting; I learned a lot about what is happening in my son's school and how better we might handle problems in the future
- I was unable to attend yeaterday's workshop as it was called on 24 hours notice and conflicted with another school event that I attended
- This workshop gives hope for the future, but how can something be implimented for present? It is my understanding that kids are leaving the school because of the enviroment.

Student

- The workshop really made me realize what my school really needs to function better and what might help the students enjoy school more.
- The purpose of this program was clearly presented and I believe this program will help my school improve in a great way.

Classified Staff Member

- Looking forward to the wonderful oppertunities that this information will help with in changing our school climate...

Certificated Staff Member

- The power point slides were difficult to read because they had too much information on them, the font was too small and the font color choice was difficult to read.